

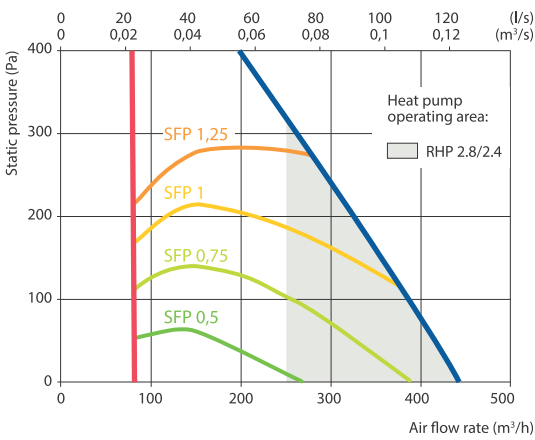
RHP 400 V C5

Nominal air flow, m ³ /h	392
Nominal air flow, l/s	109
Electric air heater capacity, kW / Δt, °C	1 / 7,5
Supply voltage, V	1~230
Maximal operating current, A	7,7
Power supply cable, mm ²	3×1,5
Electric power input of the fan drive at maximum flow rate, W	103
Noise power level, L _{WA} , dB(A)	54
Noise pressure level, L _{PA} , dB(A) (3 m)	43
Filters dimensions B×H×L, mm	462×200×46
Unit dimensions B×H×L, mm	618×1015×712
Panel thickness, mm	30/50
Maintenance space, mm	720
Refrigerant R134 A, kg	1,1
Unit weight, kg	106



Performance

Unit with standard equipment



Temperature efficiency

Outside temperature, °C	Winter					Summer		
	-23	-15	-10	-5	0	25	30	35
After heat exchanger, °C	8,9	11,2	12,7	14,1	15,6	22,9	24,3	25,8

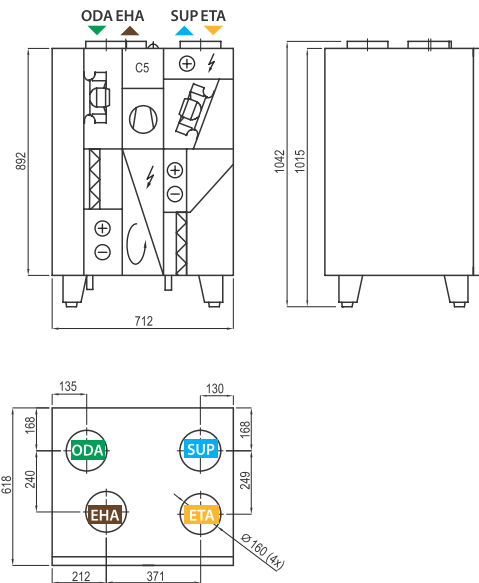
Indoor +22°C, 20 % RH

Shown as right (R1)

The unit is available only right inspection side.

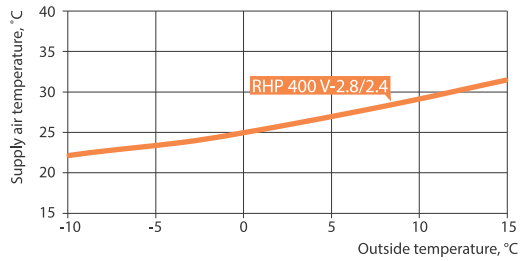
Accessories

Closing damper	AGUJ-M-160+LF24/CM24
Silencer	ODA/EHA AGS-160-50-600-M
	SUP/ETA AGS-160-50-900-M



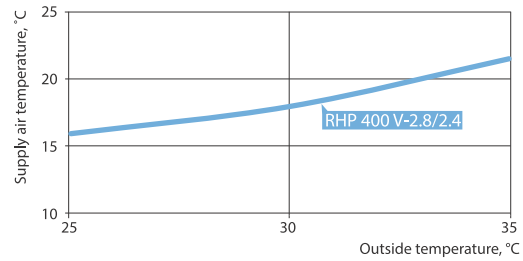
▶ ODA – outdoor intake ▶ SUP – supply air ▶ ETA – extract indoor ▶ EHA – exhaust air

Heating mode



Application: 20°C, RH 45% indoor.

Cooling mode



Application: 24°C, RH 55% indoor
Total (heating and cooling) – rotary heat recovery + heat pump.

Heat pump parameters

	RHP 400 V-2.8/2.4					
	Heating			Cooling		
Outdoor temperature, °C	7	2	-7	35	27	
Outdoor air related humidity, %	86	84	74	40	45	
Indoor air temperature, °C	20	20	20	27	21	
Indoor air related humidity, %	50	50	45	40	50	
Supply air temperature, °C	28,6	26	21,8	20,6	14,5	
Heat pump heating/cooling power, kW	1,58	1,46	1,27	1,63	1,5	
Heat pump heating/cooling power consumption, kW	0,45	0,42	0,35	0,51	0,42	
System SCOP ^{1,2,3} , Average climate / System SEER ^{1,2,3}	7,2			3,45		
COP/EER	3,48	3,44	3,68	3,22	3,54	

¹ Rotary heat exchanger wave size "L"

² Rotary heat exchanger + heat pump

³ According to EN 14825 standard