

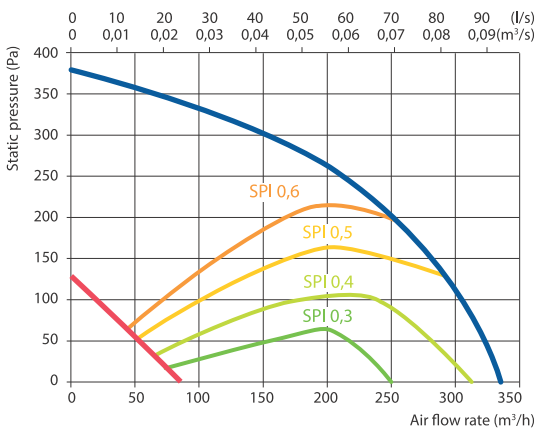
# Domekt R 300 F C8

|   |              |
|---|--------------|
| Maximal air flow, m <sup>3</sup> /h                             | 288          |
| Maximal air flow, l/s   | 80           |
| Reference flow rate, m <sup>3</sup> /s                          | 0,056        |
| Reference pressure difference, Pa                               | 50           |
| SPI, W/(m <sup>3</sup> /h)                                      | 0,32         |
| Thermal efficiency of heat recovery, %                          | 83           |
| Electric air heater capacity, kW / Δt, °C                       | 1/14,5       |
| Supply voltage, V   | 1~230        |
| Maximal operating current HE, A                                 | 6,2          |
| Power supply cable, mm <sup>2</sup>                             | 3×1,5        |
| Electric power input of the fan drive at maximum flow rate, W   | 80           |
| Electric power input of the fan drive at reference flow rate, W | 32           |
| Noise power level, L <sub>WA,r</sub> dB(A)                      | 40           |
| Noise pressure level, L <sub>PA,r</sub> dB(A), (3 m)            | 30           |
| Filters dimensions B×H×L, mm                                    | 237×230×46   |
| Unit dimensions B×H×L, mm                                       | 630×280×1090 |
| Maintenance space, mm   | 300          |
| Unit weight, kg   | 56           |



## Performance


Unit with standard equipment



## Accessories

|                      |                          |
|----------------------|--------------------------|
| Closing damper       | AGUJ-M-160+LF230/CM230   |
| Silencer             | ODA/EHA AGS-160-50-600-M |
|                      | SUP/ETA AGS-160-50-900-M |
| Water heater         | DH-160                   |
| PPU                  | PPU-HW-3R-15-0,4-W2      |
| 2-way valve (heater) | VVP47.10-0,4+SSF161.05HF |
| Water cooler         | DCW-0,4-3                |
| 2-way valve (cooler) | VVP47.10-1,6+SSF161.05HF |
| Outdoor grill        | LD-160                   |
| Water heater-cooler  | DHCW-160                 |
| DX cooler            | DCF-0,4-3                |
| Cooling unit         | MOU-12HFN8+KA8140        |

## Mounting positions

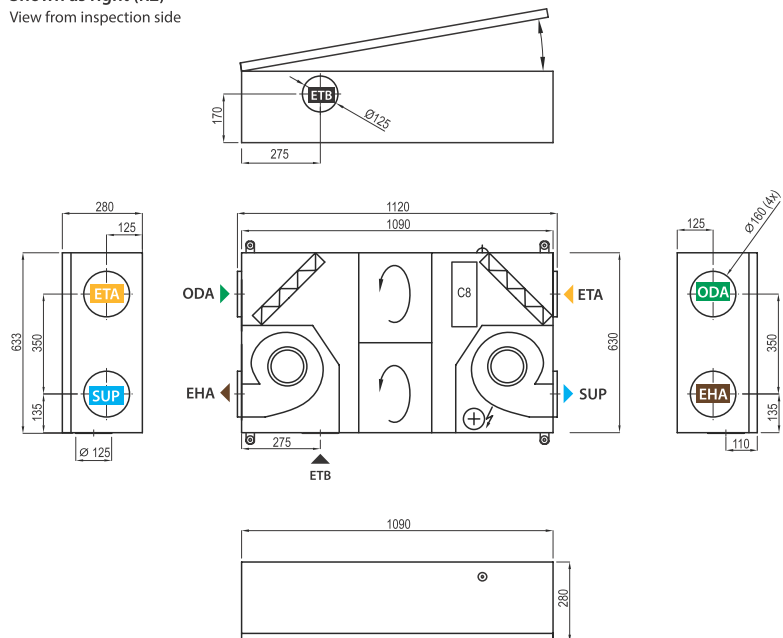


## Temperature efficiency

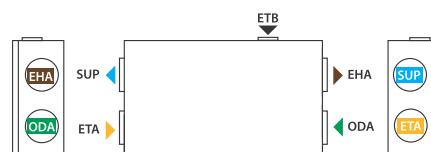
|                          | Winter |      |      |      |      | Summer |      |      |
|--------------------------|--------|------|------|------|------|--------|------|------|
| Outdoor temperature, °C  | -23    | -15  | -10  | -5   | 0    | 25     | 30   | 35   |
| After heat exchanger, °C | 14,3   | 15,6 | 16,5 | 17,4 | 18,2 | 22,5   | 23,4 | 24,2 |

indoor +22 °C, 20 % RH

Shown as right (R2)  
View from inspection side



Shown as left (L1)



- ▶ ODA – outdoor intake
- ▶ SUP – supply air
- ▶ ETA – extract indoor
- ▶ EHA – exhaust air
- ▶ ETB – additional extraction connection (by-pass – extraction without heat recovery)