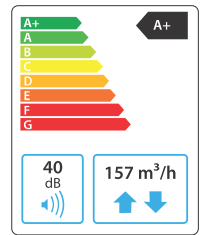


# Domekt CF 150 F C6M

Maximal air flow, m <sup>3</sup> /h	157
Maximal air flow, l/s	44
Reference flow rate, m <sup>3</sup> /s	0,031
Reference pressure difference, Pa	50
SPI, W/(m <sup>3</sup> /h)	0,2
Thermal efficiency of heat recovery, %	92
Electric air heater capacity, kW / Δt, °C	0,5/13,4
Electric preheater capacity, kW / Δt, °C	0,75/20
Supply voltage, V	1~230
Maximal operating current HE, A	6,3
Electric power input of the fan drive at maximum flow rate, W	31
Electric power input of the fan drive at reference flow rate, W	11
Filters dimensions BxHxL, mm	250x232x46
Unit dimensions BxHxL, mm	560x294x1100
Maintenance space, mm	300
Unit weight, kg	29



## Acoustic data

A-weighted sound power level  $L_{WA}$ , dB(A) at reference flow rate

Supply inlet	47
Supply outlet	57
Exhaust inlet	47
Exhaust outlet	58
Casing	40

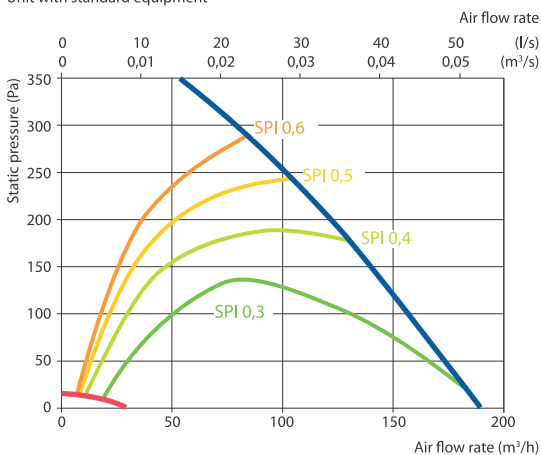
A-weighted sound pressure level  $L_{PA}$ , dB(A)

10 m<sup>2</sup> normally isolated room, distance from casing – 3 m.

Surroundings	29
--------------	----

## Performance

Unit with standard equipment



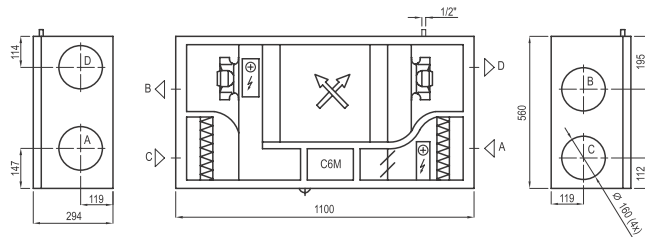
## Temperature efficiency

	Winter					Summer		
Outdoor temperature, °C	-23	-15	-10	-5	0	25	30	35
After heat exchanger*, °C	18,8*	19,1*	19,1*	19,1	19,5	22,3	22,9	23,5

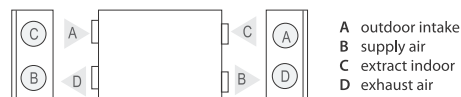
indoor +22°C, 20 % RH.

\* calculations made after evaluation of the preheater.

### Shown as left (L1)



### Shown as right (R2)



### Mounting positions



## Accessories

Closing damper	AGUJ-M-160+LF230/CM230
Silencer	A/D AGS-160-50-600-M
	B/C AGS-160-50-900-M
Water heater	DH-160
PPU	PPU-HW-3R-15-0,4-W2

2-way valve (heater)	VVP47.10-0,4
Water cooler	DCW-0,2-1
2-way valve (cooler)	VVP47.10-1,6
Outdoor grill	LD-160
Water heater-cooler	DHCW-160

